

# Diesel generator set VTA28 series engine

640 kVA - 750 kVA 50 Hz  
Data Center Continuous



## Description

This Cummins® Power Generation commercial generator set is a fully integrated power generation system, providing optimum performance, reliability, and versatility for stationary standby, prime power, and continuous duty applications.

## Features

### Data Center Continuous (DCC) -

Applicable for supplying power continuously to a constant or varying electrical load for unlimited hours in a data center application.

**Uptime Complaint** - Meets the requirement of a Tier III and IV data center site by being rated to run for unlimited hours of operation when loaded to 'N' demand for the engine generator set.

### Cummins® medium-duty engine -

Rugged 4-cycle industrial diesel delivers reliable power, low emissions and fast response to load changes.

### Permanent magnet generator (PMG) -

Offers enhanced motor starting and fault clearing short circuit capability.

**Alternator** - Several alternator sizes offer selectable motor starting capability with low reactance 2/3 pitch windings; low waveform distortion with non-linear loads, fault clearing short-circuits capability, and class H insulation.

**Cooling system** – Standard integral set-mounted radiator system, designed and tested for rated ambient temperatures, simplifies facility design requirements for rejected heat.

**Control system** – Standard PowerCommand® electronic control provides total system integration including remote start/stop, precise frequency and voltage regulation, alarm and status message display, AmpSentry protection, output metering, auto-shutdown.

**Enclosures** - Optional weather-protective and sound-attenuated enclosures are available.

**Warranty and service** - Backed by a comprehensive warranty and worldwide distributor network.

Model	50 Hz kVA (kW)	Data sheets
<b>C700 D5</b>	640 (512)	DS30-CPGK-DC
<b>C825 D5A</b>	750 (600)	DS31-CPGK-DC

## Generator set specifications

Genset performance class	ISO 8528 G3
Voltage regulation, no load to full load	± 0.5%
Random voltage variation	± 0.5%
Frequency regulation	Isochronous
Random frequency variation	± 0.25%
EMS compatibility	EN61000-6-4/EN 61000-6-2

## Engine specifications

Design	4 cycle, in-line, turbo charged and after cooled
Bore	139.7 mm (5.5 in.)
Stroke	152.4 mm (6 in.)
Displacement	28 L (1710 in <sup>3</sup> )
Cylinder block	Cast iron with replaceable wet cylinder liners, 40° V12 cylinder
Battery capacity	660 amps at ambient temperature 32 °F (0 °C)
Battery charging alternator	55 amps
Starting voltage	24 volt, negative ground
Fuel system	Direct injection
Fuel filter	Spin on fuel filters with water separator
Air cleaner type	Dry replaceable element with restriction indicator
Lube oil filter type(s)	Three spin on full flow
Standard cooling system	122 °F (50 °C) ambient radiator

## Alternator specifications

Design	Brushless, 4 pole, drip-proof revolving field
Stator	2/3 pitch
Rotor	Direct coupled by flexible disc
Insulation system	Class H
Standard temperature rise	150 °C
Exciter type	PMG (permanent magnet generator)
Phase rotation	A (U), B (V), C (W)
Alternator cooling	Direct drive centrifugal blower fan
AC waveform total harmonic distortion (THDV)	No load <1.5%. Non distorting balanced linear load <5%
Telephone influence factor (TIF)	< 50%
Telephone harmonic factor (THF)	< 2%

## Available voltages

### 50 Hz line - neutral / line - line

- |           |           |
|-----------|-----------|
| • 110/190 | • 220/380 |
| • 115/200 | • 230/400 |
| • 120/208 | • 240/416 |
| • 127/220 | • 255/440 |

## Generator set options

### Engine

- Heavy duty air filter
- Water jacket heater 220/240 V

### Cooling

- Antifreeze 50/50 (Ethylene glycol)

### Enclosure

- 20 ft container

### Alternator

- Alternator heater
- Exciter voltage regulator (PMG)

### Circuit breaker

- 3 pole main circuit breaker
- 4 pole main circuit breaker

### Warranty

- 2 years for prime application
- 5 years for standby application
- 10 years for major components

### Silencer

- 9 dB attenuation critical silencer
- 25 dB residential delivered loose

\*Note: Some options may not be available on all models - consult factory for availability.

## Control system

**PowerCommand® 3.3** – The PowerCommand® control system is an integrated microprocessor based generator set control system providing voltage regulation, engine protection, alternator protection, operator interface and isochronous governing.

**AmpSentry** – Includes integral AmpSentry protection, which provides a full range of alternator protection functions that are matched to the alternator provided.

**Power management** – Control function provides battery monitoring and testing features and smart starting control system.

**Advanced control methodology** – Three phase sensing, full wave rectified voltage regulation, with a PWM output for stable operation with all load types.

**Communications interface** – Control comes standard with PCCNet and Modbus interface.

**Regulation compliant** – Prototype tested: UL, CSA and CE compliant.

**Service** - InPower™ PC-based service tool available for detailed diagnostics, setup, data logging and fault simulation.

**Reliable design** – The control system is designed for reliable operation in harsh environment.

### Multi-language support

### Operator panel features

**Operator panel features** – The operator panel, in addition to the alternator, displays the Utility/AC Bus data.

### Operator/display functions

- 320 x 240 pixels graphic LED backlight LCD
- Auto, manual, start, stop, fault reset and lamp test/panel lamp switches
- Alpha-numeric display with pushbuttons
- LED lamps indicating genset running, remote start, not in auto, common shutdown, common warning, manual run mode, auto mode and stop

### Paralleling control functions

- Digital frequency synchronization and voltage matching
- Isochronous kW and kvar load sharing controls
- Droop kW and kvar control
- Sync check
- Extended paralleling (Peak Shave/Base Load)
- Digital power transfer control (AMF) provides load transfer operation in open or closed transition or soft (ramping) transfer mode

### Alternator data

- Line-to-neutral and line-to-line AC volts
- 3-phase AC current
- Frequency
- kW, kvar, power factor kVA (three phase and total)

### Engine data

- DC voltage
- Engine speed
- Lube oil pressure and temperature
- Coolant temperature
- Comprehensive FAE data (where applicable)

### Other data

- Genset model data
- Start attempts, starts, running hours, kW hours

- Load profile (operating hours at % load in 5% increments)
- Fault history
- Data logging and fault simulation (requires InPower)

### Standard control functions

#### Digital governing (optional)

- Integrated digital electronic isochronous governor
- Temperature dynamic governing

#### Digital voltage regulation

- Integrated digital electronic voltage regulator
- 3-phase, 4-wire line-to-line sensing
- Configurable torque matching

#### AmpSentry AC protection

- AmpSentry protective relay
- Over current and short circuit shutdown
- Over current warning
- Single and three phase fault regulation
- Over and under voltage shutdown
- Over and under frequency shutdown
- Overload warning with alarm contact
- Reverse power and reverse var shutdown
- Field overload

#### Engine protection

- Battery voltage monitoring, protection and testing
- Over speed shutdown
- Low oil pressure warning and shutdown
- High coolant temperature warning and shutdown
- Low coolant level warning or shutdown
- Low coolant temperature warning
- Fail to start (over crank) shutdown
- Fail to crank shutdown
- Cranking lockout
- Sensor failure indication
- Low fuel level warning or shutdown
- Fuel-in-rupture-basin warning or shutdown
- Full authority electronic engine protection

#### Control functions

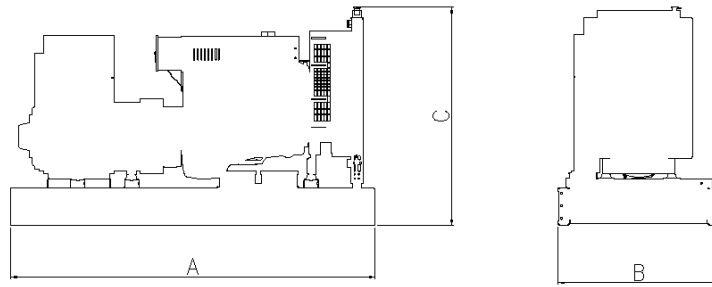
- Time delay start and cool down
- Real time clock for fault and event time stamping
- Exerciser clock and time of day start/stop
- Data logging
- Cycle cranking
- Load shed
- Configurable inputs and outputs (4)
- Remote emergency stop

#### Options

- Auxiliary output relays (2)



**PowerCommand® 3.3  
control operator/  
display panel**





This outline drawing is to provide representative configuration details for Model series only.  
See respective model data sheet for specific model outline drawing number.

**Do not use for installation design**

Model	Dim "A" mm	Dim "B" mm	Dim "C" mm	Set Weight* dry kg	Set Weight* wet kg
<b>C700 D5</b>	4047	1608	1942	5491	5760
<b>C825 D5A</b>	4047	1608	2187	5771	6040

\* **Note:** Weights represent a set with standard features. See outline drawings for weights of other configurations.

## Codes and standards

	This generator set is designed in facilities certified to ISO 9001 and manufactured in facilities certified to ISO 9001 or ISO 9002.		This generator set is available with CE certification.
<b>2000/14/EC</b>	All enclosed products are designed to meet or exceed EU noise legislation 2000/14/EC step 2006.	<b>ISO 8528</b>	This generator set has been designed to meet or exceed ISO 8528 regulation.

### Cummins Power Generation

#### Europe, CIS, Middle East and Africa

Manston Park Columbus Ave.  
Manston, Ramsgate  
Kent CT12 5BF United Kingdom  
Phone 44 1843 255000  
Fax 44 1843 255902

#### Americas

1400 73<sup>rd</sup> Avenue N.E.  
Minneapolis, MN 55432 USA  
Phone 763 574 5000  
Fax 763 574 5298

#### Asia Pacific

10 Toh Guan Road #07-01  
TT International Tradepark  
Singapore 608838  
Phone 65 6417 2388  
Fax 65 6417 2399

### Our energy working for you.™

©2013 Cummins Power Generation Inc. All rights reserved.  
Cummins Power Generation and Cummins are registered trademarks of Cummins Inc. PowerCommand, AmpSentry, InPower and "Our energy working for you." are trademarks of Cummins Power Generation. Other company, product, or service names may be trademarks or service marks of others. Specifications are subject to change without notice.  
SS13-CPGK-DC50 RevA (8/13)



[cumminspower.com](http://cumminspower.com)